

Health Equity: Our Global Responsibility

16th Canadian Conference on International Health
 October 25th to 28th, 2009
 Crowne Plaza Hotel – Ottawa

Thank you to our Sponsors:

The Canadian Conference on International Health was undertaken with the financial support and the collaboration of the following organizations.

- Aeras Global TB Vaccine Foundation
- Canadian Institutes of Health Research (CIHR)
- Institute of Population and Public Health
- Government of Canada
- International Development Research Centre (IDRC)
- MEDICC
- The Partnership for Maternal, Newborn and Child Health
- RX & D



L'équité en santé : notre responsabilité à tous

16^e Conférence Canadienne sur la Santé Internationale
 25 au 28 octobre, 2009
 Hôtel Crowne Plaza – Ottawa

Merci à nos commanditaires:

La Conférence canadienne sur la santé internationale tient à remercier les organismes suivants pour leur appui financier et leur coopération:

- Aeras Global TB Vaccine Foundation
- Instituts de recherche en santé du Canada (IRSC) – Institut de population et de santé publique
- Gouvernement du Canada
- Centre de recherches pour le développement international (CRDI)
- MEDICC
- Le Partenariat pour la santé de la mère, du nouveau-né et de l'enfant
- RX & D



Health Equity: Our Global Responsibility
 16th Annual Canadian Conference on International Health
 Sunday, October 25th to Wednesday, October 28th, 2009
 Crowne Plaza Ottawa Hotel

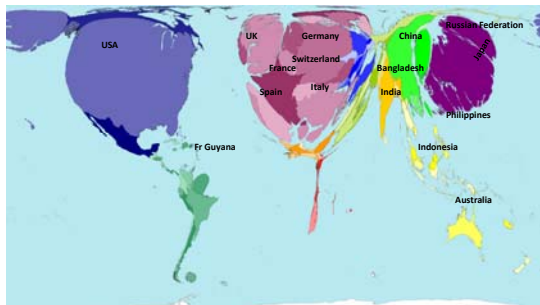
Pathways To Global Health Competence

Total Population

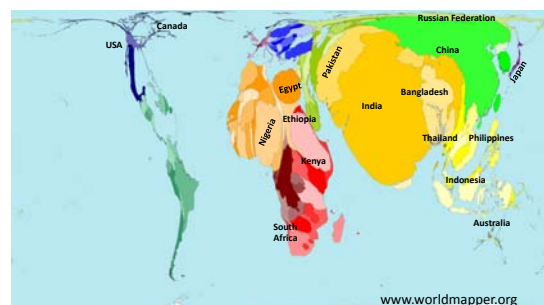
- In Spring 2000 world population estimates reached 6 billion; that is 6 thousand million. The distribution of the earth's populations is shown in this map.
- India, China and Japan appear large on the map because they have large populations. Panama, Namibia and Guinea-Bissau have small populations so are barely visible on the map.
- Population is very weakly related to land area. However, Sudan which is geographically the largest country in Africa, has a smaller population than Nigeria, Egypt, Ethiopia, Democratic Republic of Congo, South Africa and Tanzania



Distribution of the World's Wealth



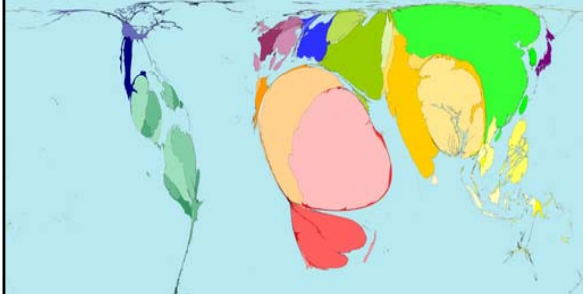
Distribution of Poverty in the World



www.worldmapper.org

Deaths from all Disasters

- This is a map of people who are known or presumed to have been killed by disasters which are beyond local capacity. The map covers the period 1975 to 2004, so includes: the 1976 earthquake in China, the 1984 drought in Sudan and Ethiopia, and the 1991 cyclone in Bangladesh.
- Death counts from disasters are affected by human factors. The 1984 Ethiopian famine was caused by a lack of rain but aggravated by civil war, and an initial reluctance to give international assistance. Deaths from disasters can be minimised by: warning systems (good communications are needed), durable shelters, political will, and practical support.

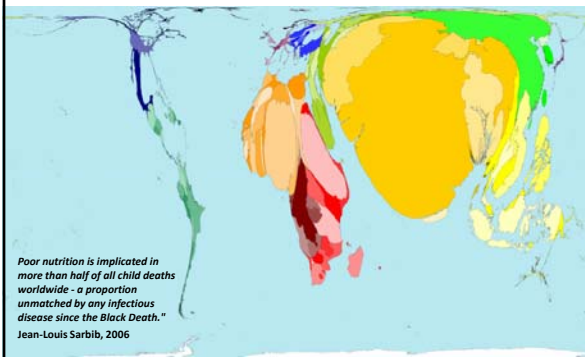


HIV Prevalence

- In 2003, the highest HIV prevalence was Swaziland, where 38%, or almost 4 in every 10 people aged 15 to 49 years, were HIV positive.
- The highest prevalence of HIV are in Central and Southeastern Africa
- Territory size shows the proportion of all people aged 15-49 with HIV (Human Immunodeficiency Virus) worldwide, living there



Distribution of Underweight Children

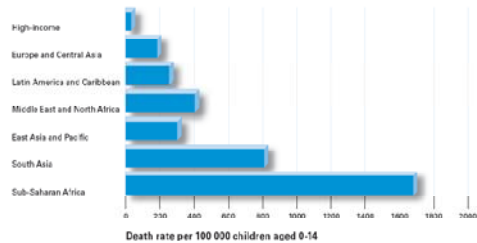


Poor nutrition is implicated in more than half of all child deaths worldwide - a proportion unmatched by any infectious disease since the Black Death.
Jean-Louis Sarbib, 2006

Source: worldmapper.org

Child Mortality

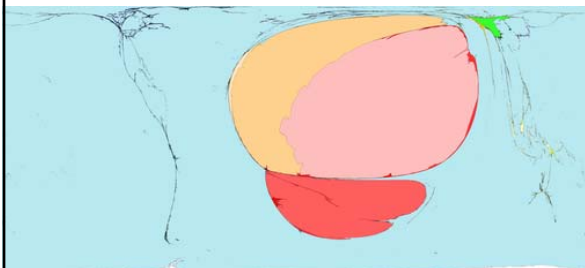
DEATHS AMONG CHILDREN: AN IMBALANCED PICTURE



<http://www.who.int/mediacentre/factsheets/fs310.pdf>

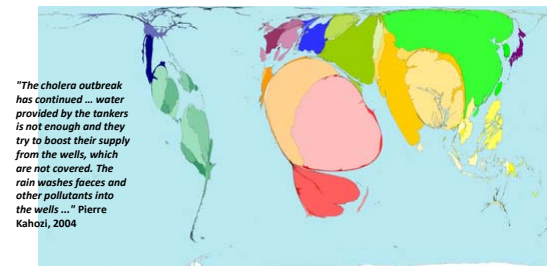
Killed by Drought

- Of all drought-related disasters between 1975 and 2000, 98% of deaths occurred in just three territories: Ethiopia, Sudan and Mozambique. There were an estimated 560 thousand drought-related disaster deaths worldwide during this period, occurring in just 20 of the 200 territories that are mapped. A sustained drought can result in crop failure, deaths of livestock and ultimately deaths of people. Unlike other disasters, droughts are slow to unfold and may continue for years. *"People cannot survive on just three glasses of water a day when the temperature is hitting 40 degrees."* Mohamed Elmi, 2006

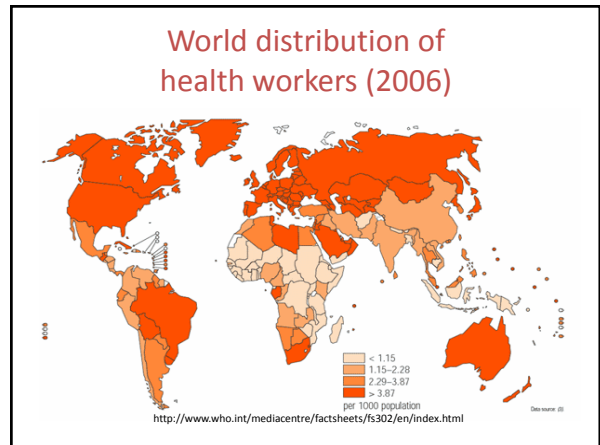
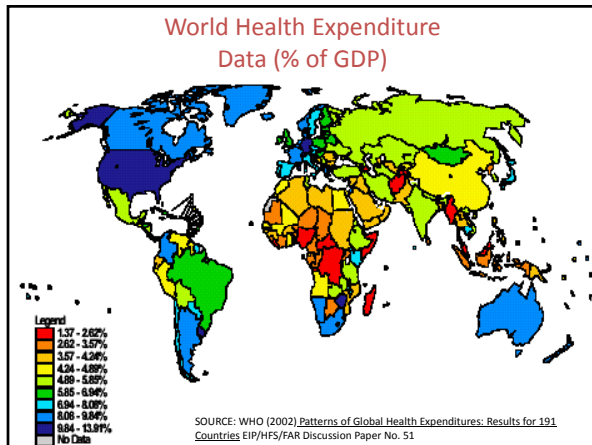
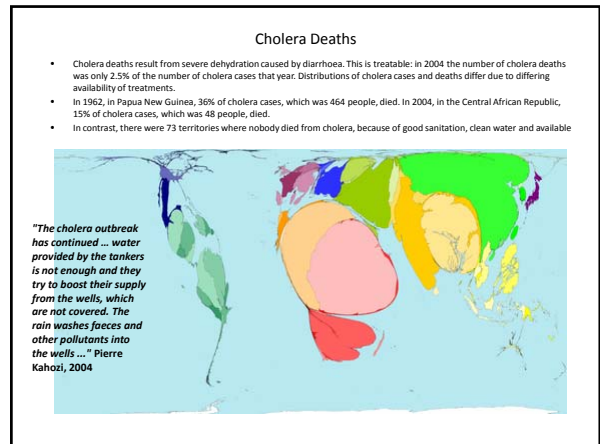
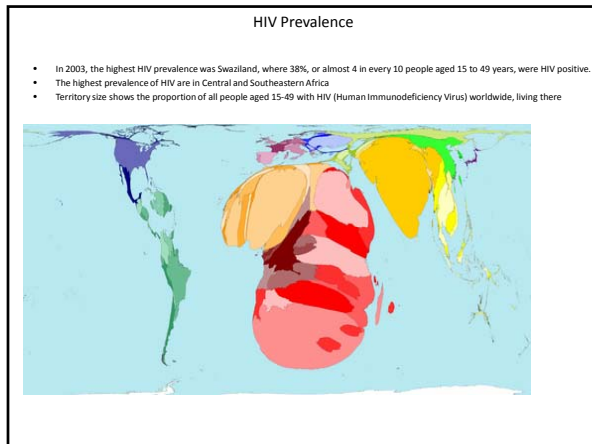


Cholera Deaths

- Cholera deaths result from severe dehydration caused by diarrhoea. This is treatable: in 2004 the number of cholera deaths was only 2.5% of the number of cholera cases that year. Distributions of cholera cases and deaths differ due to differing availability of treatments.
- In 1962, in Papua New Guinea, 36% of cholera cases, which was 464 people, died. In 2004, in the Central African Republic, 15% of cholera cases, which was 48 people, died.
- In contrast, there were 73 territories where nobody died from cholera, because of good sanitation, clean water and available



"The cholera outbreak has continued ... water provided by the tankers is not enough and they try to boost their supply from the wells, which are not covered. The rain washes faeces and other pollutants into the wells ..." Pierre Kahozi, 2004



Sources of the Right to Health: International Level

A. General International Instruments

- WHO Constitution (1946)
- Universal Declaration on Human Rights (1948)

Article 25

Everyone has the right to a standard of living adequate for the health and well-being of himself and of his family, including food, clothing, housing and medical care and necessary social services, and the right to security in the event of unemployment, sickness, disability, widowhood, old age or other lack of livelihood in circumstances beyond his control.
- International Covenant on Economic, Social and Cultural Rights (1966)

Article 12

"The States Parties to the present Covenant recognize the right of everyone to the enjoyment of the highest attainable standard of physical and mental health [...]".
- Declaration of Alma-Ata (1978)

Sources of the Right to Health: International Level

B. Specific International Instruments

- Convention on the Elimination of All Forms of Discrimination against Women (1979)
- Convention on the Rights of the Child (1989)
- Protocol to Prevent, Suppress and Punish Trafficking in Persons Especially Women and Children, supplementing the United Nations Convention against Transnational Organized Crime (2000)
- Convention on the Rights of Persons with Disabilities (2006)

Global Inequity

- Over three billion people live on less than \$2.50 a day. Approximately 1.2 billion people in the world live in extreme poverty (less than one dollar per day). At least 80% of humanity lives on less than \$10 a day. More than 80 percent of the world's population lives in countries where income differentials are widening. The poorest 40 percent of the world's population accounts for 5 percent of global income. The richest 20 percent accounts for three-quarters of world income.
- According to UNICEF, 25,000 children die each day due to poverty. And they "die quietly in some of the poorest villages on earth, far removed from the scrutiny and the conscience of the world. Being meek and weak in life makes these dying multitudes even more invisible in death."

Shaw, Anup. www.globalsissues.org/article/26/poverty-facts-and-stats@src2src.

Global Inequity

- Nearly a billion people, almost all living in poverty, entered the 21st century unable to read a book or sign their names.
- And yet, less than one per cent of what the world spent every year on weapons was needed to put every child into school by the year 2000. It didn't happen.

Shaw, Anup. www.globalsissues.org/article/26/poverty-facts-and-stats@src2src.

Inequity in Canada

- Canada is one of the richest countries in the world. However, about 1,400,000 of its children live in poverty (almost one and a half million). Children of single parents and those of aboriginal descent have suffered the most. The UN Convention on the Rights of the Child (UNCRC) Canada has ratified the United Nations Convention on the Rights of the Child. In doing so, it is obligated to provide basic human rights to all children.
- The Convention, for example, obligates Canada to provide an adequate standard of living for all children. Yet, hundreds of thousands of Canadians are going hungry and have to go to food banks because they do not have enough to eat. It is a sad fact that almost half of the people using food banks are children

(2008 National Report Card on Child and Family Poverty in Canada. Campaign 2000 Report Card on Child and Family Poverty, 2007. It Takes a Nation to Raise a Generation. Time for a National Poverty Reduction Strategy, 2008.)